













Object Electrical ABN 40 622 995 779 Suite 41 / 124 - 130 Auburn Street, Wollongong, NSW, 2500		Revision #1	Job Date: 25th August 2022
		Created: 25th August 2022	Last Update: 25th August 2022
Authorised Representative:	Glen Fitzgerald - Ph:0420995605	This SWMS has been developed by: Glen Fitzgerald With consultation from onsite personnel and the responsible person for SWMS implementation, monitoring and review: Glen Fitzgerald	
WHS Representative:	Glen Fitzgerald - Ph:0420995605		
Work Activity / Task: Electrical Installation			
Location: 124-130 Auburn St, Coniston NSW 2500, Australia			
Description: Installation of underground service line to meter			
Review of Control Measures	The control measures for high risk work will be implemented by the workers undertaking the work who have had the opportunity to have input into the control measures and have been trained in the SWMS. The supervisor of the workers will periodically check that the control measures are being followed and determine if a review of the controls is required. A review may also be initiated at the request of an elected Health and Safety Representative. The implementation of the control measures may also be monitored by the completion of the Site Safety Checklist. Any non compliance at this stage will also initiate a review of the controls.		
Relevant WHS Act:		Work Health and Safety Act 2011	
Relevant WHS Regulations:		Work Health and Safety Regulation 2017	

Task / Job Requirements:

PPE Requirements											
											
Permit To Work Requirements											
This job does not require any permits be obtained before commencing work.											
Equipment Requirements											
Equipment used on this Job / Task has been verified to be in good working order and is authorised for use on the job site at 50-52 Phillip Street, Sydney . Compliance documentation and pre start checks can be obtained through the responsible person Glen Fitzgerald .											
Training Requirements											
Personnel Responsibilities	All workers must read and adhere to all safety procedures and Codes of Conduct in place for this site. All staff are to be pro-active regarding safety and report any near misses or safety risks to a Precision Installations Supervisor. In addition workers must read and understand the site safety rules as well as the requirements and processes outlined in this Safe Work Method Statement.										

High Risk Works Check List:

Risk of a person falling more than 2 metres	Yes	No
Likely to involve disturbing asbestos	Yes	No
Working on or near shaft or trench deeper than 1.5m or a tunnel	Yes	No
Work on or near chemical, fuel or refrigerant lines	Yes	No
Tilt-up or precast concrete elements	Yes	No
Work in areas with artificial extremes of temperature	Yes	No
Work on telecommunications tower	Yes	No
Temporary load bearing support for structural alteration or repairs	Yes	No
Use of explosives	Yes	No
Work on or near energised electrical installations or services	Yes	No
Work on/in/adjacent to roadway, railway, shipping line or other traffic corridor in use by traffic other than pedestrians	Yes	No
Work in or near water or other liquid that involves a risk of drowning	Yes	No
Demolition of load bearing structure	Yes	No
Work on or near a confined space	Yes	No
Work on or near pressurised gas mains or piping	Yes	No
Work in an area that may have contaminated or flammable atmosphere	Yes	No
Diving Work	Yes	No
Work in an area with movement of powered mobile plant	Yes	No

Job Breakdown:

HIERARCHY OF CONTROLS					
Most Effective					Least Effective
Item	Step Description	Potential Hazards	Risk Class	Controls	Residual Risk
1	HRCW – Work on or near energised electrical installations or services	<ul style="list-style-type: none"> - Contact with live cables resulting in electrocution - Damage to cable insulation - Incorrect polarity connection resulting in electrocution / power outage 	18	<ul style="list-style-type: none"> - De-energise, isolate the circuit, lockout and tag the circuit breaker that feeds the circuit to be worked on. - Test the circuit to be dead of electrical current. - Test circuit for faults/polarity prior to re-energisation - Check for exposed conductors and terminate all prior to energising - NO LIVE WORK TO BE CARRIED OUT 	4

2	HRCW – Work in an area with movement of powered mobile plant	- Person plant collision resulting in injury / death	18	<ul style="list-style-type: none"> - Read and understand current VMP and adhere to designated routes - Loading/unloading zones must be clearly delineated with controls to prevent unauthorised access - Effective communication is to be maintained between mobile plant and vehicle operators and those controlling ground operations - No personnel not directly involved with plant operation are to be in vicinity of working machines. An exclusion zone must be maintained around moving plant at all times via signage and/or demarcation - When personnel approach slew radius of machine, operator must ground attachments and positive and constant communication with operator must be maintained. No machine movements are permitted when personnel are within radius of machine - Zero Swing Excavators must not to be used on batters / slopes or uneven ground condition. - Any spillage to be cleaned up immediately 	3
3	Unauthorised access to site / trespassing	<ul style="list-style-type: none"> - Injury to workers - Personnel working without brief 	18	<ul style="list-style-type: none"> - All personnel to undertake **project name** project, site specific induction. - All personnel to undertake daily prestart meeting prior to start with site specific VMP to be provided. 	1
4	Site Debris / Stockpiles	<ul style="list-style-type: none"> - Falls/trips from one level to another. - Injury 	13	<ul style="list-style-type: none"> - Ensure the area is clear of obstacles. - Tools and materials are to be packed away when not in use. - Leads off ground and secure. 	1

5	Vehicles in area	- Collision and crushing personnel	18	- Ensure exclusion zones are in place and ensure a fence/demarcation is placed around compound to ensure plant and vehicle free area.	3
6	Hand tools and materials	- Hand injuries	13	- Only licenced electricians to complete works. - Hand tools are to be all tested and tagged or battery operated and in good working order - Two hands to be used at all times for hand tools. Gloves must be worn - Ensure adequate lighting used is work area	1
7	Manual Handling of materials and tools	- Injury or strain	13	- Correct manual handling techniques must be adopted. - No personnel to lift anything they are not confident to lift.	1
8	Falling objects on workers below	- Injury	18	- Work from platform ladders not to be conducted over another work area - Tools not to be stored on ledges / shelves /recesses etc., tools must be stored in nail bag, attached to lanyard or stored on ground - No tools to be stored at edge of trenches	3
9	Fall from platform ladder	- Injury	18	- Set up on level ground - Only work on top level of platform ladders, not intermediate steps	3

SWMS Acknowledgement:

This SWMS has been developed through consultation with our workers and has been read and signed by all workers involved with this activity

Name	Role	Signature	Date
Anthony Masciangioli	Worker		25th August 2022
Glen Fitzgerald	Worker		25th August 2022

Appendices: Risk Matrix

	Minor	Serious	Severe	Major	Catastrophic
Almost Certain	Class: 10 Moderate	Class: 16 High	Class: 20 Extreme	Class: 23 Extreme	Class: 25 Extreme
Likely	Class: 7 Moderate	Class: 12 Serious	Class: 17 High	Class: 21 Extreme	Class: 24 Extreme
Possible	Class: 5 Moderate	Class: 6 Moderate	Class: 13 Serious	Class: 18 High	Class: 22 Extreme
Unlikely	Class: 2 Low	Class: 4 Low	Class: 9 Moderate	Class: 14 Serious	Class: 19 High
Rare	Class: 1 Low	Class: 3 Low	Class: 8 Moderate	Class: 11 Moderate	Class: 15 Serious

Likelihood			Consequence		
Value	Classification	Description	Value	Classification	Description
1	Rare	Unlikely to occur (less than 5% chance)	1	Minor	First Aid Injury (FAI). Minimal impact on health & safety which can be resolved by daily procedures & pre-start.
2	Unlikely	Could occur (5-25% chance)	2	Serious	Medical Treated Injury (MTI). Treatment required by physician or medical personnel (not a First-aider).
3	Possible	May occur at some time (25-50% chance)	3	Severe	Lost Time Injury (LTI). Injury sustained to employee who is unable to work following day or perform usual duties.
4	Likely	Will probably occur (50-75% chance)	4	Major	Single fatality or hospitalisation. Permanent disability or long term illness/injury.
5	Almost Certain	Very likely to happen (over 75% chance)	5	Catastrophic	Multiple fatalities or permanent debilitating injuries

Appendices: Hazard Identification

Step 1

HRCW – Work on or near energised electrical installations or services



SAMPLE